


Fixed Injector

Quick Connect - SS Plug

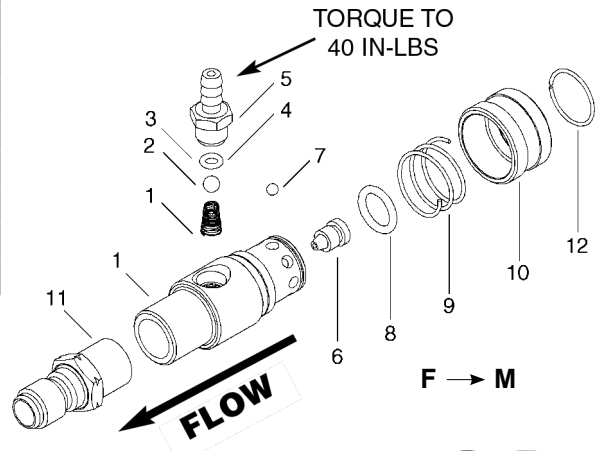
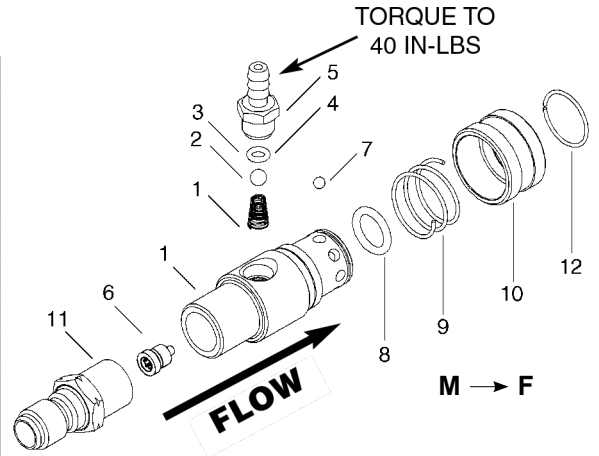
SPECIFICATIONS



Part Number	100630	100636	100631	100637	100632	100638
Nozzle Diameter	.070"		.083"		.091"	
Max Volume	2-3 GPM		3-5 GPM		5-8 GPM	
Max Pressure	3,500 PSI					
Flow Direction	F → M	M → F	F → M	M → F	F → M	M → F
MaxTemp	190° F					
Inlet Port - 3/8" QD	Coupler	Plug	Coupler	Plug	Coupler	Plug
Outlet Port - 3/8" QD	Plug	Coupler	Plug	Coupler	Plug	Coupler
Hose Barb Size	1/4"					
Dimensions	3.875" L x 1.125" W x 2.0" H					
Weight	0.50 lbs.					
Materials	Brass, Stainless Steel, Viton					

PARTS LIST

Item	Part No.	Description	QTY.
1	510289	Housing, Injector, 3/8" QD, 3/8 NPT-F, MF, Brass (100636)	1
	510290	Housing, Injector, 3/8" QD, 3/8 NPT-F, MF, Brass (100637, 100638)	1
	510338	Housing, Injector, 3/8" QD, 3/8 NPT-F, FM, Brass (100630, 100631, 100632)	1
2*	720040	Spring, Conical, .437" FL, 316SS	1
3*	520008	Ball, Injector, 316SS	1
4*	701008	O-Ring, 70 Duro, Viton, .176" ID x .070" CS	1
5	510248	Hose Barb, QD Injector, Brass	1
6**	520116	Nozzle, QD Injector, .070" Ø, 303SS (100630, 100636)	1
	520115	Nozzle, QD Injector, .083" Ø, 303SS (100631, 100637)	1
	520127	Nozzle, QD Injector, .091" Ø, 303SS (100632, 100638)	1
7	520117	Ball, 5/32", 440C	8
8*	701049	O-Ring, 70 Duro, Viton, .487" ID x .103 CS	1
9	720041	Spring, .920" OD, .62" FL, 302SS	1
10	510249	Collar, 3/8" QD, Brass	1
11	520136	Plug, 416SS, 3/8" QD, 3/8" NPT-M	1
12	202031	Retaining Ring, .71" ID, .048" CS, 302 SSt	1
*	100592	Repair Kit	
**		Additional Available Parts	



General Pump
is a member of
the Interpump Group



300170 Rev. D
08-18

