

VKH Series

FEATURES

- High pressure, triple plunger pump
- Low-high pressure packing design with integrated cooling system
- High volumetric efficiency suction/delivery valves
- Splash lubrication
- SAE-C drive options available
- 420 SS manifold



*Shown with optional gearbox

MATERIALS

- High resistance light alloy crankcase
- Stainless steel manifold
- Taper roller bearings
- Special antifriction light alloy, connecting rods
- Forged alloy steel crankshaft, hardened, tempered and nitrided
- Cast iron piston guide, nickel treated
- Solid ceramic plungers
- Stainless steel valves

COMMON SPECIFICATIONS

- Maximum Inlet Pressure: 75 - 100 PSI
- Maximum Fluid Temperature: *86° F
- Inlet Port Thread: 3/4" BSP-F
- Discharge Port Thread: 1/2" G Special
- Shaft Diameter: 1.575"/40 mm
- Stroke: 1.969"/50 mm
- Pump Dimensions: 25.39" x 14.44" x 15.11"
- Crankcase Oil Capacity: 162.3 oz. (4.8 liters)
 (use GP Series 220 Oil)
- Shipping Weight: 212 lbs./96.16 kg

*Please consult technical guide or GP Sales Representative for Temperature/Inlet Pressure Information.

Product Group: V

Note: All models come standard with crankshaft on right side (when facing manifold), specify "L" when ordering left hand version.

MODEL	GPM/LPM	PSI/BAR	RPM	BORE	EBHP
VKH12	5.3 GPM/20.1 LPM	21,750 PSI/1,500 BAR	1200 RPM	.472 in/12 mm	78.9
VKH14	7.4 GPM/28.0 LPM	15,950 PSI/1207 BAR	1200 RPM	.551 in/14 mm	80.8

Volumes are theoretical at 100% volumetric efficiency.

PUMP OPTIONS

- "F" version features flushing option
- Available with external gear box (direct drive only)
- SAE-J 744-C hydraulic drive bell housing and flexible couplers available



General Pump
is a member of
The Interpump Group



Ref 310083 Rev. D
02-21



ACCESSORIES

REGULATORS

■ RV14/1200VH

7.9 GPM
17400 PSI



■ RV14/1500A

7.9 GPM
21750 PSI



GUNS / LANCES

■ P12

21.0 GPM
21750 PSI



■ P45/P47

21.0 GPM
7250 PSI



■ PS12

21.0 GPM
21750 PSI
Submersible



SAFETY DEVICES

■ SV2

50.0 GPM
1450-8700PSI



■ S1503/S1510

2.6-26.4 GPM
6960-10150 PSI



■ SV12

26.4 GPM
11600-21750 PSI



MISCELLANEOUS

■ VP12

21.0 GPM
21750 PSI
Foot Valve



■ Y7K

7000 PSI
Rotating
Nozzle



DUMP VALVES

■ FPN12

21.0 GPM
3050 PSI



■ FPN14

21.0 GPM
21750 PSI



■ 320004

20000 PSI
Pressure
Gauge



■ ZRMAX

1.4-13.9 GPM
11000/22000 PSI
Rotating Nozzle



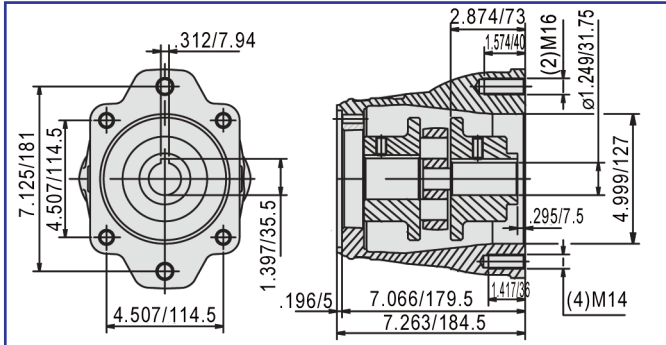
■ 190448

Oil Drain Kit





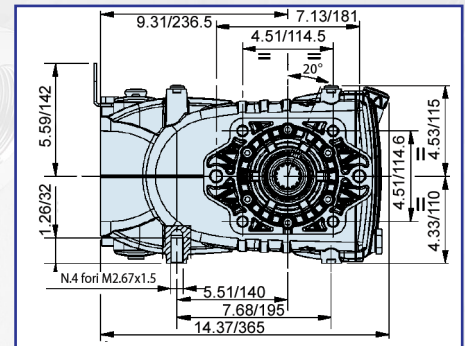
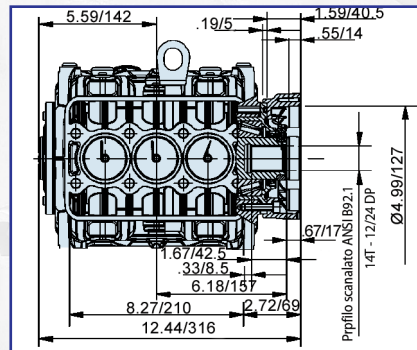
DRIVE OPTIONS



SAE-C hydraulic bell housing and flexible coupler.



SAE J744-C Spline Shaft
14T 12/24 DP Hydraulic
Drive.



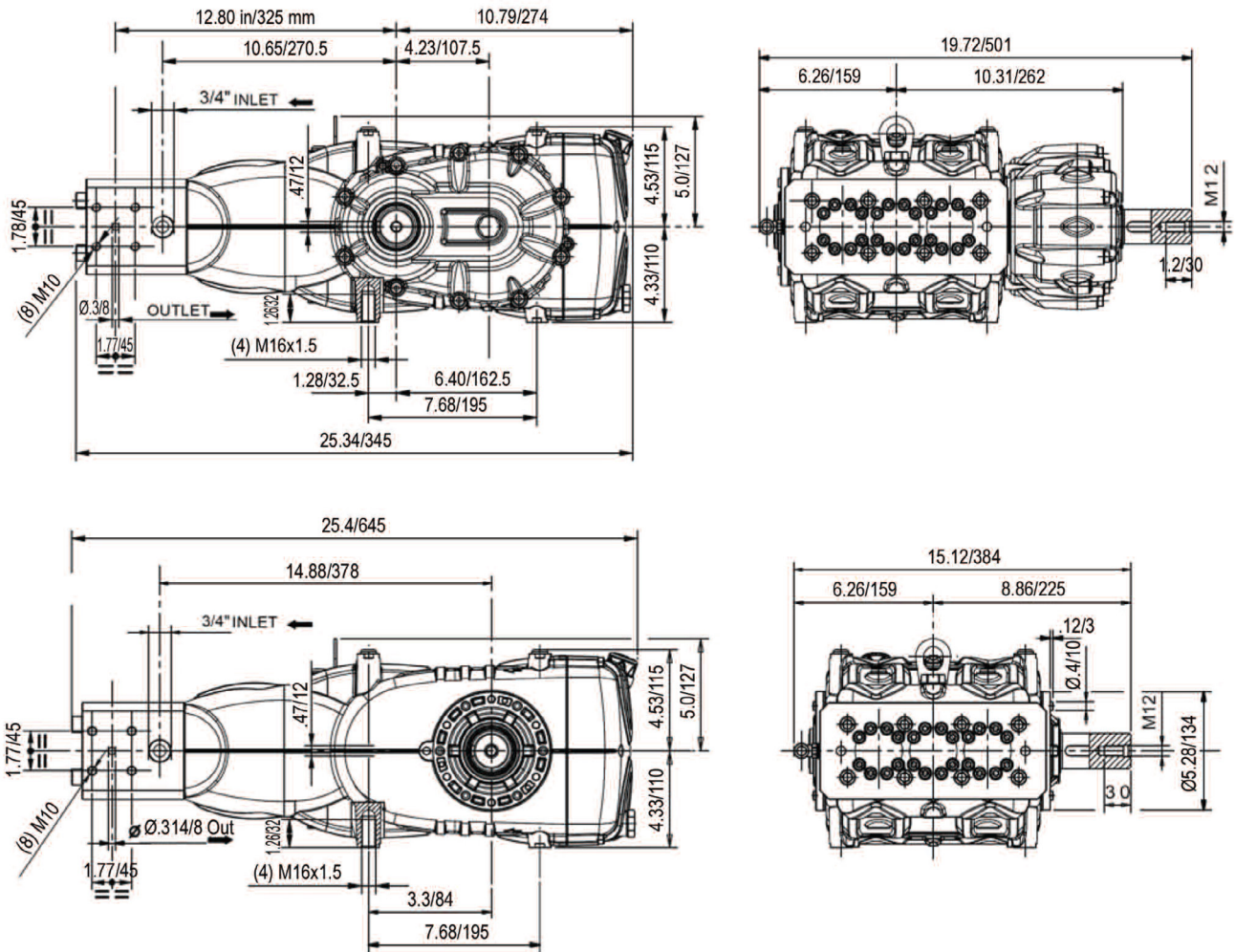
ZRPM1 RPM Counter

Inductive proximity sensor, c/w female connector M12 4 pin, IP67, field attachable, ring nut reduction M18 x 1. Power Supply: 12/24 VDC

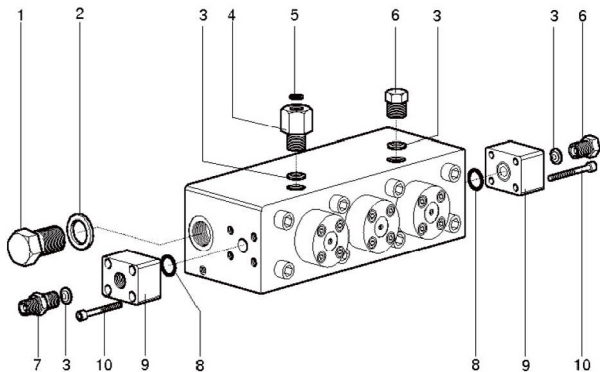




OVERALL DIMENSIONS



CONNECTION KITS



KIT	CODE
F1041	A
F1103	B
F1104	C
F1105	D

KIT	CODE
F1106	E
F1107	F
F1108	G
F1109	H

KIT	CODE
F1110	I
F1257	L
F1301	K

Item	P/N	Description	Kit	Kit Qty.
1	680090	3/4" G Plug	A-K	1-1
	680059	3/4" G-3/4" NPT-F	K	1
	680062	3/4" G-3/4" NPT-M	K	1
2	680082	3/4" Seal Ring	A-K	1-2
3	680086	1/2" Conical Seal-4 Pc. Included w/Pump	B-C-D-E-F-G-H-I	1
4	680038	Gauge Fitting 1/2" G	B	1
5	680081	Seal Washer For 680038	B	1
6	680089	1/2" Plug-Special G Thread	C-K	1-2
7	Discharge Ports - All 1/2" G Special Fittings Must Utilize 680086 Conical Seal			
	680154	1/2" G Spec.-1/2" NPT-F For Use Under 15000 PSI	K	2
	680136	1/2" G Spec.-1/2" NPT-M For Use Under 15000 PSI	K	1
	680125	1/2" G Spec.-HIP LF9, 13/16", 16TPI, 60 Degree Cone	None	
	F084200090	1/2" G Special - G1/4"	D	1
	F073200150	1/2" G Special - G3/8"	E	1
	F084200580	1/2" G Special - M14 x 1.5	F	1
	F084200590	1/2" G Special - M20 x 1.5	G	1
	F084200600	1/2" G Special - M22 x 1.5	H	1
	F084200550	1/2" G Special - M24 x 1.5	I	1
8	F881010209	O-ring, 12.29 x 3.53	L-K	1-2
9	F073200300	Mounting Block, 1/2" - G	L-K	1-2
10	F871125310	Mounting Bolt, M10 x 50 Special	L-K	4-8