

# KFMZ Series

## FEATURES

- High pressure, Triplex Plunger pump
- Specifically designed to pump saltwater for saltwater injection applications
- 17-4 stainless steel valves are guided to promote efficient delivery of fluids.
- Energized packings/seals are produced from high density polyethylene
- Extended crosshead features open design and double lip oil seals
- Patent pending, symmetrical power end design featuring top and bottom mounting holes allowing for easy left to right shaft conversion
- New high performance aluminum alloy connecting rods and a floating wrist pin enable extra load at half the weight. This reduces vibrations and off center loads on the bearing for longer life and quieter operation
- Easily coupled to SAE "C" hydraulic motor when using 71 series flange/coupler kit
- Splash lubrication


## MATERIALS

- High resistance light alloy crankcase
- 316 stainless steel manifold
- Taper roller rim bearings
- Special antifriction light alloy connecting rods
- Forged alloy steel crankshaft, hardened, tempered and nitrided
- Cast iron piston guide, nickel treated
- Solid ceramic plungers, with coated ceramic coated stainless steel extension
- Valve disks and seats 17/4 stainless steel

### Product Group: V

**Note: All models come standard with crankshaft on right side (when facing manifold), specify "L" when ordering left hand version.**

MODEL	GPM/LPM	PSI/BAR	RPM	BORE	EBHP
KFMZ40A	45.0 GPM/170 LPM	2000 PSI/138 BAR	900 RPM	1.574 in./40 mm	62



## COMMON SPECIFICATIONS

- Maximum Inlet Pressure: .....45 PSI
- Inlet Port Thread: .....1-1/2" NPT
- Discharge Port Thread: ..... 1" NPT
- Shaft Diameter: ..... 1.574"/40 mm
- Stroke: ..... 1.969"/50 mm
- Pump Dimensions: ..... 25.6" x 10" x 9.9"
- Crankcase Oil Capacity: ..... 132 oz. (4 liters)  
..... (use GP Series 220 Oil)
- Shipping Weight: ..... 165 lbs./75 kg

**\*Please consult technical guide or GP Sales Representative for Temperature/Inlet Pressure Information.**



General Pump  
is a member of  
The Interpump Group



## ACCESSORIES

### REGULATORS

#### ■ R1X

18.5-29.0 GPM  
2900-8700 PSI  
316 SS



#### ■ ZKSX1

16.0 GPM  
3600 PSI  
316 SS



#### ■ YV5280SS

21.0 GPM  
4500 PSI



### SAFETY DEVICES

#### ■ YVS23SS

5.3 GPM  
2300 PSI  
316SS



#### ■ SX2

50.0 GPM  
1450-5899 PSI



### PULSATION DAMPENERS

#### ■ A4X

16.0 GPM  
3050PSI



#### ■ A7X

16.0 GPM  
3050PSI  
316 SS



### UNLOADERS

#### ■ ZK3608SS

7.92 GPM  
3600 PSI




#### ■ YVB280SS

21.0 GPM  
4500 PSI



#### ■ YU2122SS

21.0 GPM  
2200 PSI



### MISCELLANEOUS


#### ■ 190448

Oil Drain Kit



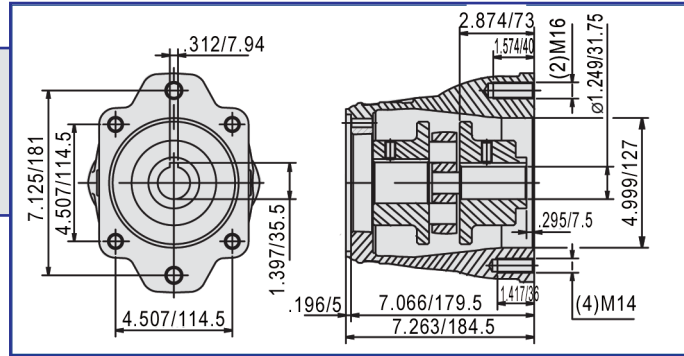
# KFMZ series

## Technical Details



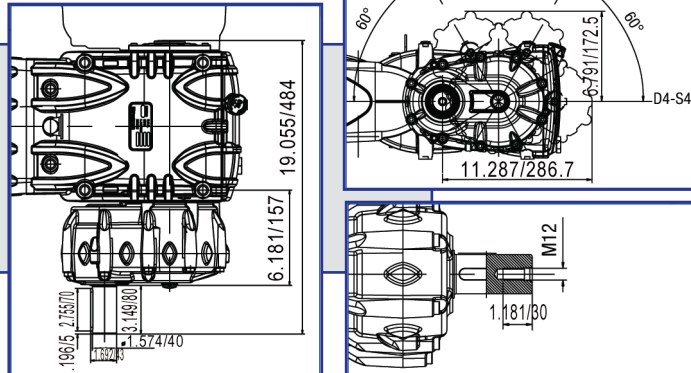
### DRIVE OPTIONS

SAE-C hydraulic bell housing and flexible coupler.

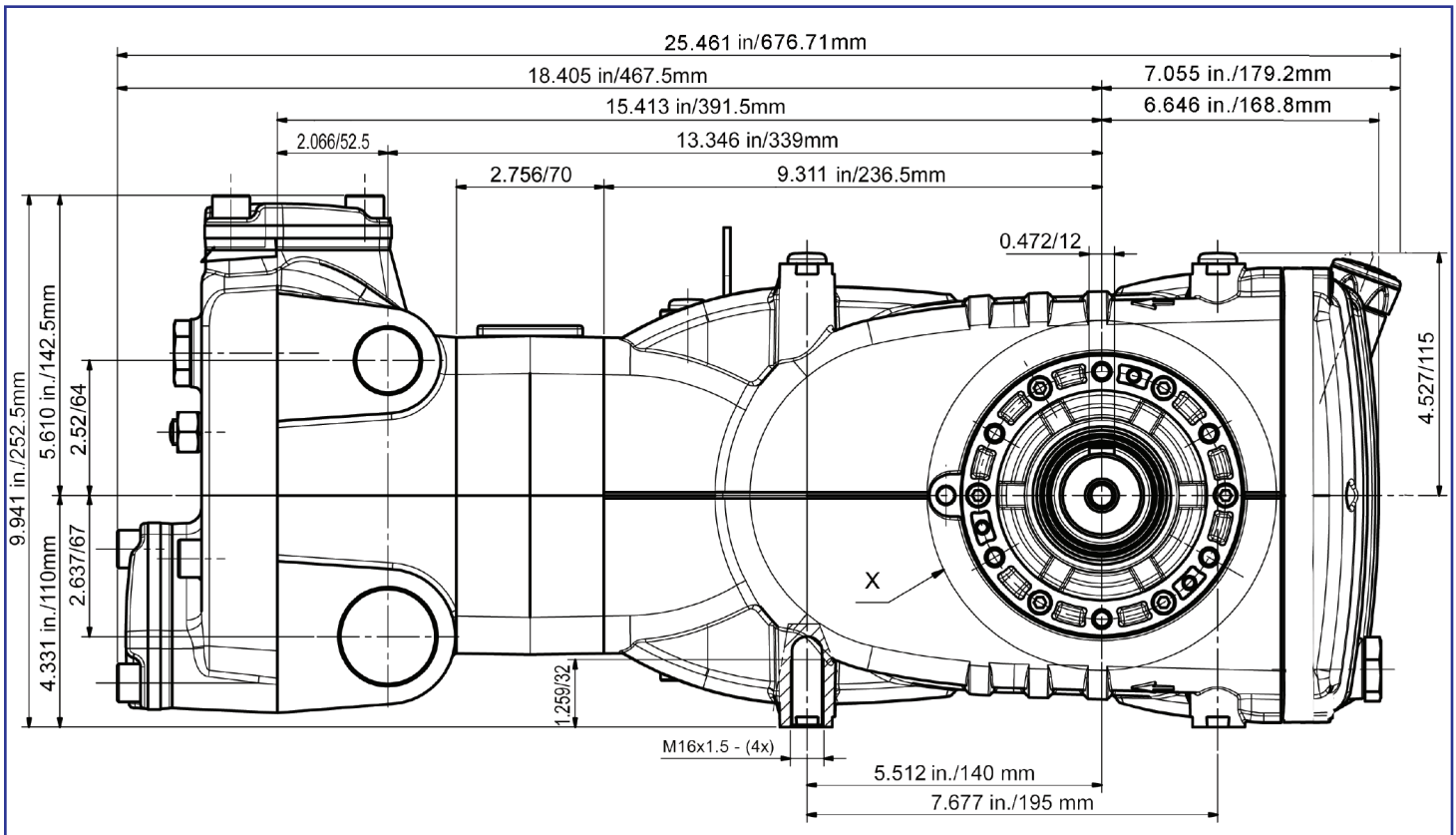


### Gearbox

KFMZ pumps can be supplied with an optional gearbox available in 3 different ratios. The gearbox can be mounted on the left or right side of the pump in 4 different angles, at your choice. Gearbox ratios: R=1.125:1, R=1.50:1, R=1.83:1



### OVERALL DIMENSIONS



Ref 300731 Rev A  
10-11

**GENERAL PUMP** 1174 Northland Drive • Mendota Heights, MN 55120  
Phone: 651.686.2199 • Fax: 800.535.1745 • e-mail: sales@gpcompanies.com • www.generalpump.com

