

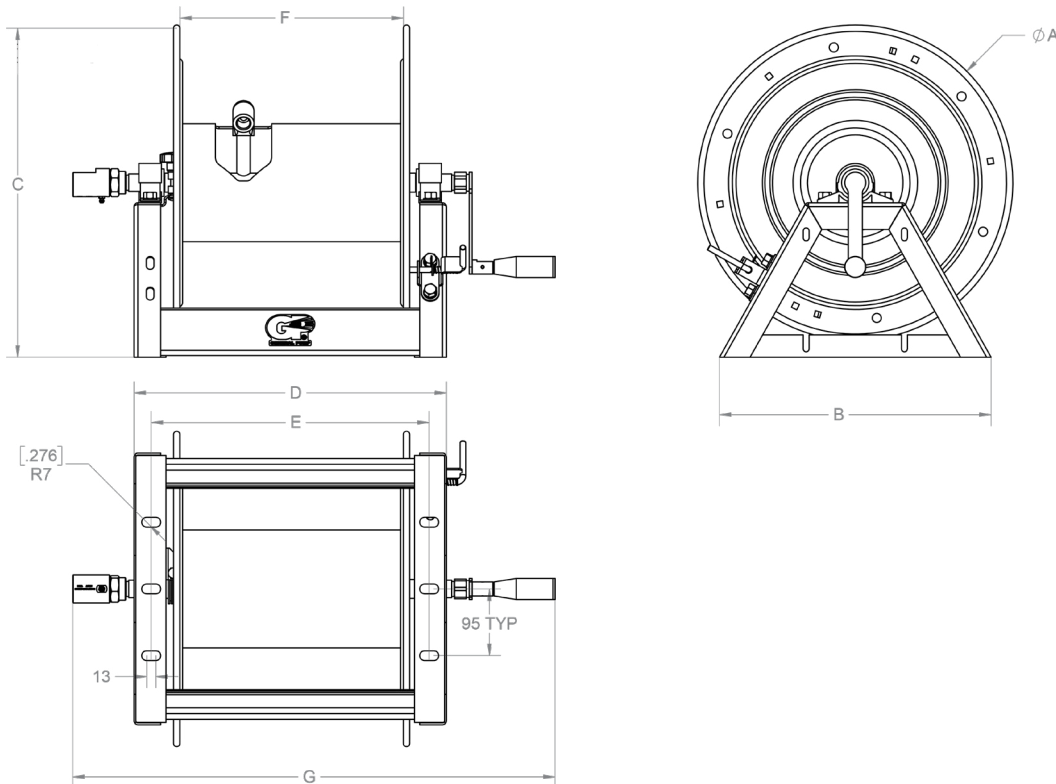
SPECIFICATIONS

PART NUMBER	DHRA50150SS	DHRA50300SS	DHRA50450SS
3/8" Hose Capacity	150 ft.	300 ft.	450 ft.
5/8" Garden Hose Cap.	125 ft.	225 ft.	325 ft.
3/4" Garden Hose Cap.	100 ft.	175 ft.	250 ft.
Swivel Pressure Rating	5,000 PSI		
Inlet	1/2" NPT-F		
Outlet	1/2" NPT-F		
Max. Temp	250° F		

FEATURES / BENEFITS

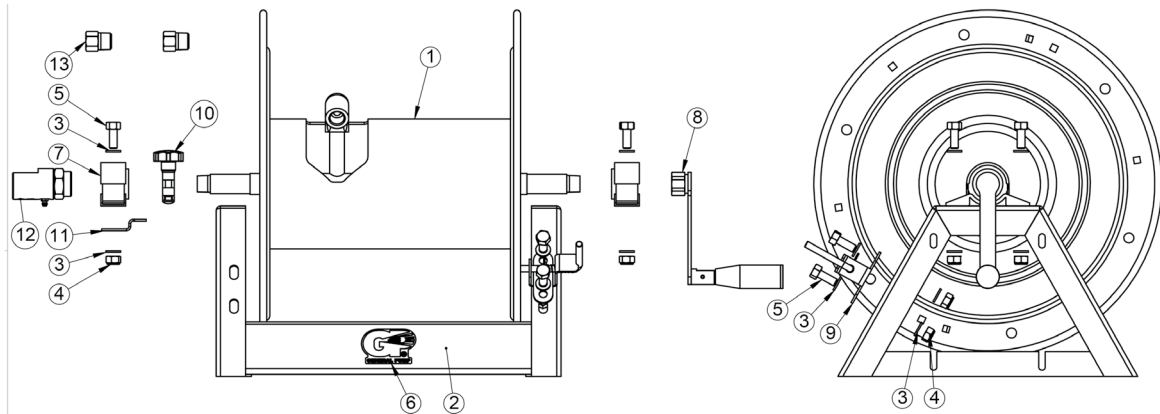
- Variable friction brake
- Direct hand-crank rewind with locking pin and folding mechanism
- Heavy duty stainless steel construction
- Full flow swivel stainless swivel
- Swivel contains PTFE loaded Viton o-ring for soft wash applications
- Many available accessories

DIMENSIONS



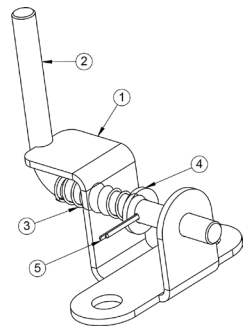
	Dimensions inches/mm						
	A	B	C	D	E	F	G
DHRA50150SS	17.7/449	15.2/387	18.6/473	12.4/315	10.4/264	7.4/189	22.4/568
DHRA50300SS	17.7/449	15.2/387	18.6/473	17.5/445	15.5/394	12.5/319	27.5/699
DHRA50450SS	17.7/449	15.2/387	18.6/473	23.0/585	21.2/539	18.1/459	33.0/839

PARTS LIST



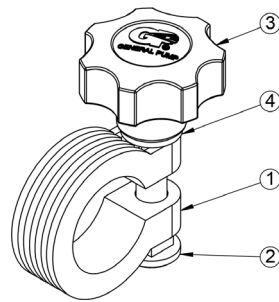
Item	Part No.	Description	QTY
1	2103142	ASSY, HUB & FLANGE, 150'	1
	2103148	ASSY, HUB & FLANGE, 300'	
	2103161	ASSY, HUB & FLANGE, 450'	
2	2103140	FRAME, HOSE REEL, 150'	1
	2103146	FRAME, HOSE REEL, 300'	
	2103160	FRAME, HOSE REEL, 450'	
3	2203413	Washer, Flat, M10	12
4	2203017	Nut, M10, NYLOK, SST	6
5	2200104	Bolt, M10	6
6	2400004	Decal	1

Item	Part No.	Description	QTY
Replacement Parts Below			
7	2640043	Pillow Block	2
8	2103143	Folding Handle, 1/2NPT-F, SS	1
9	2103346	Assy. Lock Pin, SS	1
10	2103139	Brake Kit	1
11	2540182	Bracket, Lock, SS	1
12	DSW9012SS	Swivel, 1/2NPT-F, SS	1
13	2520227	Adapter, 1/2NPT-Mx3/8NPT-F, SS	2



Lock Pin Repair Kit 2103346			
Item No.	Part Number	Description	QTY.
1	2540141	BRACKET, LOCK	1
2	2540142	PIN, LOCK	1
3	2720025	SPRING, LOCK PIN	1
4	2200013	WASHER, M8, SS	1
5	2202033	PIN, COTTER, 2x20	1

Brake Repair Kit 2103139			
Item	Part No.	Description	QTY.
1	2660268	Brake	1
2	2200103	Bolt, M8	1
3	2660405	Knob, Brake	1
4	2200013	Washer, M8, SS	1



ASSEMBLY / OPERATING INSTRUCTIONS

1. Connect the handle to either end of the axle which doubles as a fluid path, use a suitable thread sealant and tighten accordingly.
2. Connect the swivel on the opposite end of the axle as the handle, use a suitable thread sealant and tighten accordingly.
* See parts list image for orientation of swivel*
3. Attach outlet hose to the outlet fitting located in the hub, use a suitable thread sealant and tighten accordingly.
4. Attach supply hose to the hose reel swivel, use a suitable thread sealant and tighten accordingly.
5. Use 1/2" or 13 mm bolts when securing the hose reel to ceiling or wall.
6. The hose reel is ready for operation.

NOTE: THREAD SEALANT NOT INCLUDED


CAUTION: When using hardened NPT fittings DO NOT over tighten, over-tightening can result in a cracked swivel or fitting.

WARNING!
Exposure of skin directly to pressurized air or fluids could result in severe bodily injury!

Warning. Only **trained** and **qualified** personnel should install or replace the device.


Warning. De-pressurize prior to servicing.

OPTIONAL A-FRAME ACCESSORIES




Hose Reel Hose Guide

- DHRA50150/SS use part #2100462 (Stainless Steel Version) #2100462SS
- DHRA50300/SS use part #2100463 (Stainless Steel Version) #2100463SS
- DHRA50450/SS use part #2100503 (Stainless Steel Version) #2100503SS
- Protects hose when pulling out at any angle
- 4-way pinch-proof stainless steel guides



Hose Reel Stacking Kit

- Part #2100437
- Part #2100437SS (Stainless Steel)
- Fits all DHRA hose reels
- Stack up to 4 hose reels high
- Powder-coated steel construction (#2100437 Only)



12 Volt DC Electric Hose Reel Motor Kit

- Part #2103410
- Fits all DHRA hose reels
- Allows for effortless rewinding of hose
- Free spin allows for easy pulling of hose
- Stainless steel hardware

Hose Reel Cart

- Part #2100465
- Fits all DHRA hose reels
- Easy storage and movement
- Powder-coated steel frame
- Solid polyurethane wheels
- Also works with stacking kit 2100437



12 Volt DC Variable Speed Controller Rewind Kit

- Part #DMC12V
- Fits all DHRA hose reels with 12V motor
- 30 amp auto-reset circuit breaker
- Variable Speed knob with built-in on/off function
- Reversible powder-coated mounting plate for left or right orientation
- Sealed housing