


Chemical Injector

Color-coded Chemical Injector - Stainless Steel

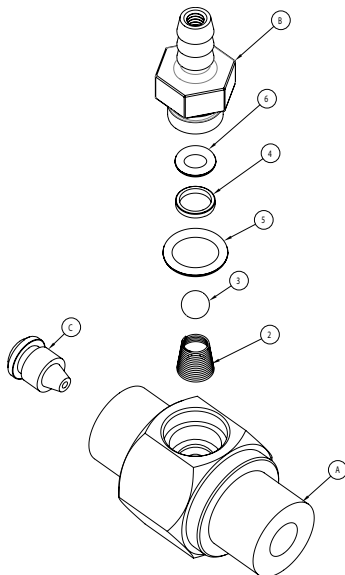
- Designed specifically for carwash applications
- Available fixed barbs
- Made in the USA
- A cost effective solution to your chemical application needs



SPECIFICATIONS

MODEL	100336RD	100094WT	100835OR	100334GY	100333BL	100339LG	100541GY
Repair Kit	K320RD	K320WT	K320OR	K320GY	K320BL	K320LG	K320GY
Orifice	1.45 mm	1.6 mm	1.8 mm	2.1 mm	2.2 mm	2.3 mm	2.1 mm
Style	FIXED						
Operating Pressure	5500 PSI						
Flow Range	1 - 2 GPM	2 - 3 GPM	2 - 3 GPM	2 - 4 GPM	3 - 5 GPM	5 to 8 GPM	3 to 5 GPM
Max. Temperature	190° F						
Port Sizes	Inlet: 3/8" NPT-M						
	Discharge: 3/8" NPT-M						
	Chemical Port: 1/4" Hose Barb (100541GY has 2)						
Weight	.4 lbs.						
Materials	316 Stainless Steel, Kynar, FEPM, Hastelloy, Ceramic, Aflas®						

PARTS LIST



ITEM NO.	PART NO.	DESCRIPTION	QTY
A	"ITEM A"	HOUSING, INJECTOR, 3/8 NPT, 316 SS, 8"	1
2	720038	SPRING, CONICAL, .437 FL, HASTELLOY	1
3	640002	CERAMIC BALL 7/32", GRADE C 25	1
4	660110	RETAINING RING, INJECTOR O-RING	1
5	701107	O-RING, .364 ID X .070 CS, Aflas®	1
6	701104	O-RING, .176 ID X .070CS, Aflas®	1
B	"ITEM B"	BARB, OVERMOLDED KYNAR	1
C	"ITEM C"	NOZZLE, INJECTOR, 316 SS	1
9	800041	THREAD SEALANT, RED, 10K PSI	A/R
10	800004	PRIMER, ANAEROBIC THD SEALANT	A/R



General Pump
is a member of
the Interpump Group

Ref 300535 Rev. E
05-18



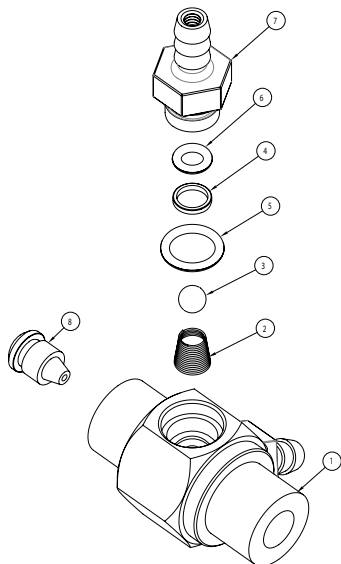
Chemical Injector

Color-coded Chemical Injector - Stainless Steel

GENERAL PUMP *A member of the Interpump Group*

Part Number	"ITEM A" P/N	BODY HOLE DIA.	"ITEM B" HOSE BARB P/N	HOSE BARB COLOR	"ITEM C" NOZZLE P/N	NOZZLE DIA.
100094WT	520120	.076	660258WT	WHITE	520075	.063
100333BL	520119	.116	660258BL	BLUE	520065	.086
100334GY	520119	.116	660258GY	GREY	520066	.083
100336RD	520120	.076	660258RD	RED	520072	.057
100339LG	520121	.150	660258LG	LT GREEN	520073	.098
100835IOR	520119	.116	660258OR	ORANGE	520116	.070

PARTS LIST FOR 100541GY



ITEM NO.	PART NO.	DESCRIPTION	QTY
1	520123	HOUSING, INJECTOR, 3/8 NPT, DUAL	1
2	720038	SPRING, CONICAL, .437 FL, HASTELLOY	2
3	640002	CERAMIC BALL 7/32", GRADE C 25	2
4	660110	RETAINING RING, INJECTOR O-RING	2
5	701107	O-RING, .364 ID X .070 CS, Aflas®	2
6	701104	O-RING, .176 ID X .070CS, Aflas®	2
7	660258GY	BARB, OVERMOLDED KYNAR	2
8	520122	NOZZLE, INJECTOR, 316 SS	1
9	800041	THREAD SEALANT, RED, 10K PSI	A/R
10	800004	PRIMER, ANAEROBIC THD SEALANT	A/R

INSTALLATION

This product is to be used with clean, fresh water. For different or corrosive liquids, contact GP Technical Service Department. With not clean liquids, appropriate filtration should be installed. Select the injector based on the nominal operating rating: system rated pressure, max flow and max temperature. Install valve with direction arrow pointing downstream. For proper operation a control device such as a dual lance wand, quick couple nozzles, or an adjustable nozzle holder must be used to lower the system pressure at the nozzle.

Under no circumstances should the pressure of the system exceed the maximum rated pressure of any component.

TROUBLESHOOTING

PROBLEM	CAUSE	SOLUTION
Injector will not draw liquid	Incorrect nozzle System is not in low pressure mode Discharge hose is too long Chemical line is clogged	Check and change nozzle Change or adjust nozzle to put system in low pressure mode Reduce length of discharge hose or change injector* Clear chemical line of obstruction
Rate of draw seems too slow	Discharge hose is too long Air leak in chemical line Chemical is too viscous	Reduce length of discharge hose or change injector* Locate and repair leak Reduce chemical with water to decrease its viscosity
Chemical injector is leaking from hose barb	Obstruction in hose barb checkvalve Damaged o-ring in checkvalve	Disassemble and remove obstruction Remove and replace o-ring
Excessive pressure load on pump, motor or engine	Clogged injector Improperly sized injector orifice	Clear injector orifice of obstruction Change orifice*

*Contact GP Technical Service for Assistance